


Printed-circuit board connector - MC 1,5/ 5-STF-3,5 - 1847084

Please be informed that the data shown in this PDF Document is generated from our Online Catalog. Please find the complete data in the user's documentation. Our General Terms of Use for Downloads are valid (<http://download.phoenixcontact.com>)

Plug component, Nominal current: 8 A, Rated voltage (III/2): 160 V, Number of positions: 5, Pitch: 3.5 mm, Connection method: Screw connection, Color: green, Contact surface: Tin




The figure shows a 10-position version of the product

Why buy this product

- Generously dimensioned wiring space
- Plug-in direction parallel to the conductor axis
- Low design height of the MC 1,5 plug range
- Individual position keying by removing the keying tab and connecting the keying profile to the header



Key commercial data

Packing unit	1
Minimum order quantity	1000
Catalog page	Page 179 (CC-2011)
GTIN	 4 017918 105211
Custom tariff number	85366990
Country of origin	GERMANY

Technical data

Dimensions / positions

Height	11.1 mm
Pitch	3.5 mm
Dimension a	14 mm
Number of positions	5
Screw thread	M2
Tightening torque, min	0.22 Nm
Tightening torque max	0.25 Nm

Technical data

Range of articles	MC 1,5/...STF
Insulating material group	I

Printed-circuit board connector - MC 1,5/ 5-STF-3,5 - 1847084

Technical data

Technical data

Rated surge voltage (III/3)	2.5 kV
Rated surge voltage (III/2)	2.5 kV
Rated surge voltage (II/2)	2.5 kV
Rated voltage (III/2)	160 V
Rated voltage (II/2)	320 V
Connection in acc. with standard	EN-VDE
Nominal current I_N	8 A
Nominal voltage U_N	160 V
Nominal cross section	1.5 mm ²
Maximum load current	8 A (with 1.5 mm ² conductor cross section)
Insulating material	PA
Inflammability class according to UL 94	V0
Internal cylindrical gage	A1
Stripping length	7 mm
Nominal voltage, UL/CUL Use Group B	300 V
Nominal current, UL/CUL Use Group B	8 A
Nominal voltage, UL/CUL Use Group D	300 V
Nominal current, UL/CUL Use Group D	8 A

Connection data

Conductor cross section solid min.	0.14 mm ²
Conductor cross section solid max.	1.5 mm ²
Conductor cross section stranded min.	0.14 mm ²
Conductor cross section stranded max.	1.5 mm ²
Conductor cross section stranded, with ferrule without plastic sleeve min.	0.25 mm ²
Conductor cross section stranded, with ferrule without plastic sleeve max.	1.5 mm ²
Conductor cross section stranded, with ferrule with plastic sleeve min.	0.25 mm ²
Conductor cross section stranded, with ferrule with plastic sleeve max.	0.5 mm ²
Conductor cross section AWG/kcmil min.	28
Conductor cross section AWG/kcmil max	16
2 conductors with same cross section, solid min.	0.08 mm ²
2 conductors with same cross section, solid max.	0.5 mm ²
2 conductors with same cross section, stranded min.	0.08 mm ²
2 conductors with same cross section, stranded max.	0.75 mm ²
2 conductors with same cross section, stranded, ferrules without plastic sleeve, min.	0.25 mm ²
2 conductors with same cross section, stranded, ferrules without plastic sleeve, max.	0.34 mm ²
2 conductors with same cross section, stranded, TWIN ferrules with plastic sleeve, min.	0.5 mm ²
2 conductors with same cross section, stranded, TWIN ferrules with plastic sleeve, max.	0.5 mm ²

Printed-circuit board connector - MC 1,5/ 5-STF-3,5 - 1847084

Technical data

Connection data

Minimum AWG according to UL/CUL	30
Maximum AWG according to UL/CUL	14

Classifications

eclass

eCl@ss 4.0	272607xx
eCl@ss 4.1	27260701
eCl@ss 5.0	27260701
eCl@ss 5.1	27260701
eCl@ss 6.0	27260704
eCl@ss 7.0	27440402

etim

ETIM 3.0	EC001121
ETIM 4.0	EC002638
ETIM 5.0	EC002638

unspsc

UNSPSC 6.01	30211810
UNSPSC 7.0901	39121409
UNSPSC 11	39121409
UNSPSC 12.01	39121409
UNSPSC 13.2	39121409

Approvals

Approvals

Approvals

CSA / UL Recognized / VDE report with production monitoring / cUL Recognized / GOST / IECEE CB Scheme / GOST / cULus Recognized


Ex Approvals

Approvals submitted


Approval details

Printed-circuit board connector - MC 1,5/ 5-STF-3,5 - 1847084


Approvals

CSA 


	B	D
mm ² /AWG/kcmil	28-16	28-16
Nominal current I _N	8 A	8 A
Nominal voltage U _N	300 V	300 V

UL Recognized 

	B	D
mm ² /AWG/kcmil	30-14	30-14
Nominal current I _N	8 A	8 A
Nominal voltage U _N	300 V	300 V


VDE report with production monitoring 

mm ² /AWG/kcmil	0.2-1.5
Nominal current I _N	8 A
Nominal voltage U _N	160 V

cUL Recognized 

	B	D
mm ² /AWG/kcmil	30-14	30-14
Nominal current I _N	8 A	8 A
Nominal voltage U _N	300 V	300 V

GOST 

IECEE CB Scheme 

mm ² /AWG/kcmil	0.2-1.5
Nominal current I _N	8 A
Nominal voltage U _N	160 V

Printed-circuit board connector - MC 1,5/ 5-STF-3,5 - 1847084

Approvals



Accessories

Accessories

Marking

Marker cards - SK 3,5/2,8:FORTL.ZAHLEN - 0804073



Marker cards, Card, white, labeled, Horizontal: Consecutive numbers 1 - 10, 11 - 20, etc. up to 91 - 99, Mounting type: Adhesive, For terminal block width: 3.5 mm

Marker pen - B-STIFT - 1051993



Marker pen, for manual labeling of unprinted Zack strips, smear-proof and waterproof, line thickness 0.5 mm

Marker cards - SK U/2,8 WH:UNBEDRUCKT - 0803883



Marker cards, Sheet, white, Unlabeled, Can be labeled with: Plotter, Office-Drucksysteme, Mounting type: Adhesive

Tools

Screwdriver - SZS 0,4X2,5 VDE - 1205037



Screwdriver, bladed, VDE insulated, size: 0.4 x 2.5 x 80 mm, 2-component grip, with non-slip grip

Printed-circuit board connector - MC 1,5/ 5-STF-3,5 - 1847084

Accessories

Cable housing - KGG-MC 1,5/ 5 - 1834372



Cable housing, Pitch: 0 mm, Number of positions: 5, Dimension a: 21.44 mm, Color: green

Additional products

Base strip - MCV 1,5/ 5-GF-3,5 - 1843253



Header, Nominal current: 8 A, Rated voltage (III/2): 160 V, Number of positions: 5, Pitch: 3.5 mm, Color: green, Contact surface: Tin, Assembly: Soldering

Base strip - MC 1,5/ 5-GF-3,5 - 1843826



Header, Nominal current: 8 A, Rated voltage (III/2): 160 V, Number of positions: 5, Pitch: 3.5 mm, Color: green, Contact surface: Tin, Assembly: Soldering

Base strip - EMCV 1,5/ 5-GF-3,5 - 1911198



Header, Nominal current: 8 A, Rated voltage (III/2): 160 V, Number of positions: 5, Pitch: 3.5 mm, Color: green, Contact surface: Tin, Assembly: Press-in

Base strip - EMC 1,5/ 5-GF-3,5 - 1897270

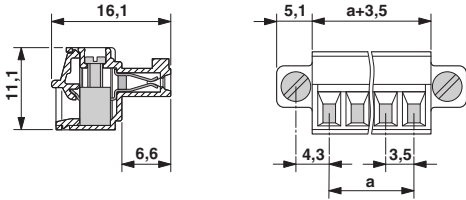


Header, Nominal current: 8 A, Rated voltage (III/2): 160 V, Number of positions: 5, Pitch: 3.5 mm, Color: green, Contact surface: Tin, Assembly: Press-in

Drawings

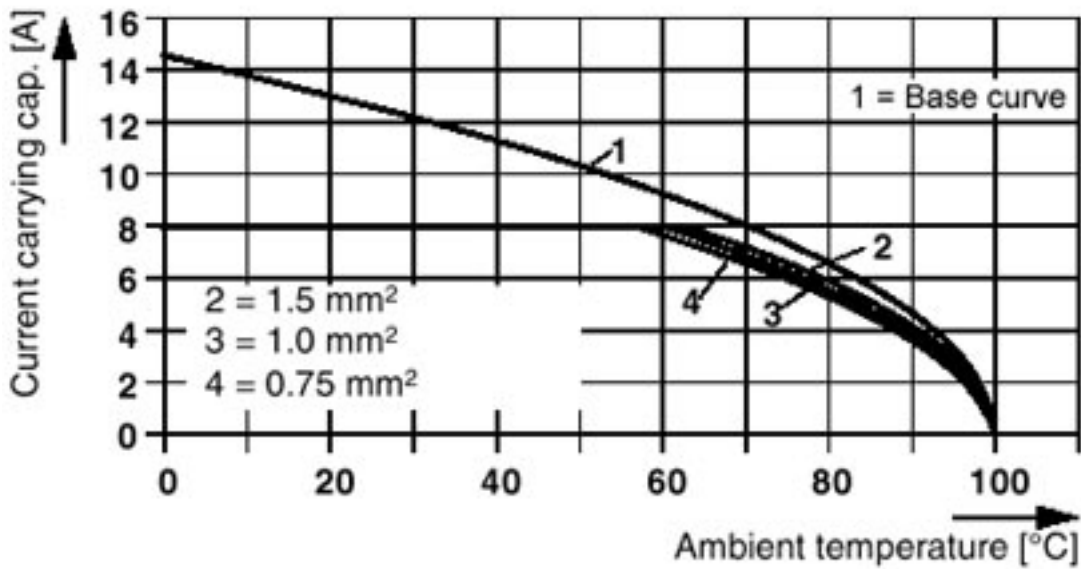
Printed-circuit board connector - MC 1,5/ 5-STF-3,5 - 1847084

Dimensioned drawing



Diagram

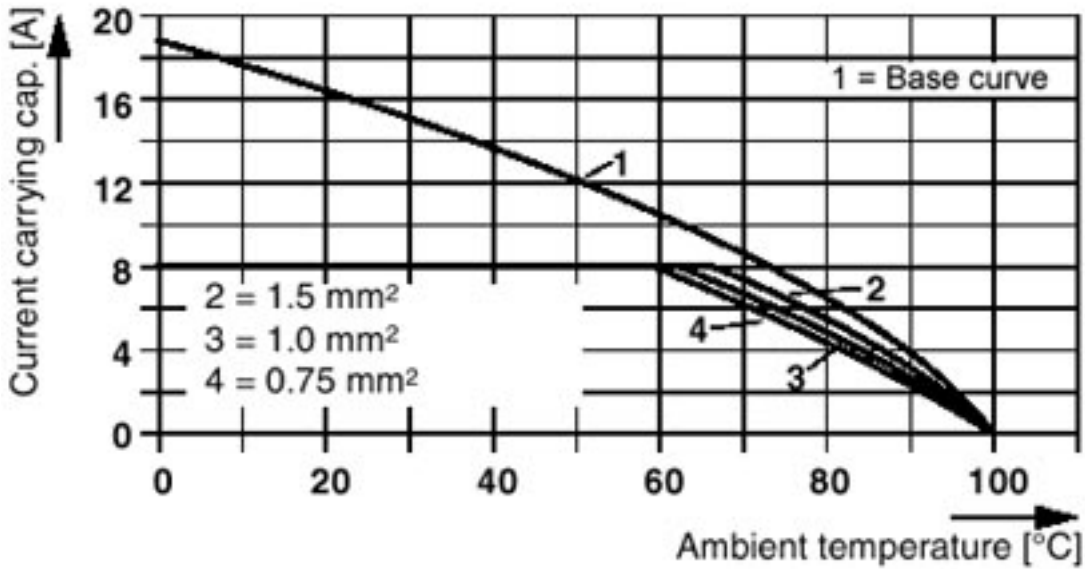
Plug: MC 1,5/5-ST(F)-3,81
Header: MCD(V)1,5/5-G(F)-3,81



Printed-circuit board connector - MC 1,5/ 5-STF-3,5 - 1847084

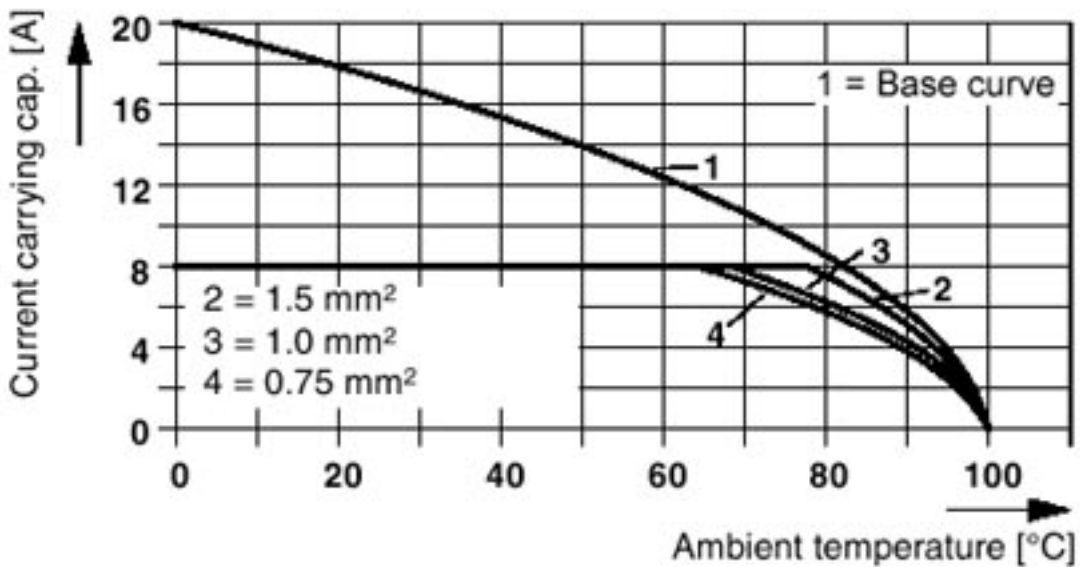
Diagram

Plug: MC 1,5/5-ST(F)-3,81
Header: MCD(V) 1,5/5-G1(F)-3,81



Diagram

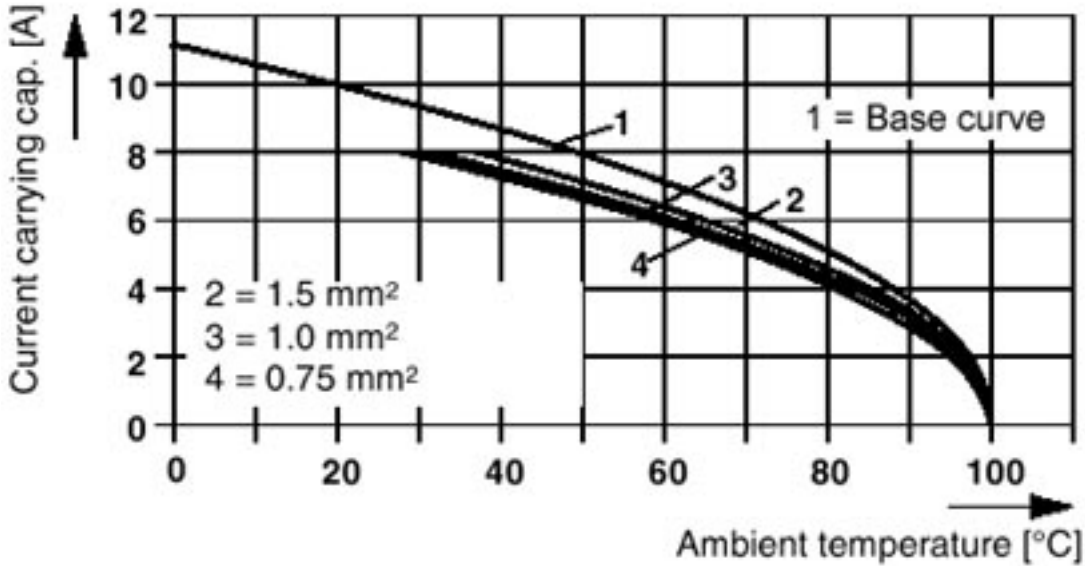
Plug: MC 1,5/5-ST(F)-3,81(3,5)
Header: MC(V) 1,5/5-G(F)-3,81(3,5)



Printed-circuit board connector - MC 1,5/ 5-STF-3,5 - 1847084

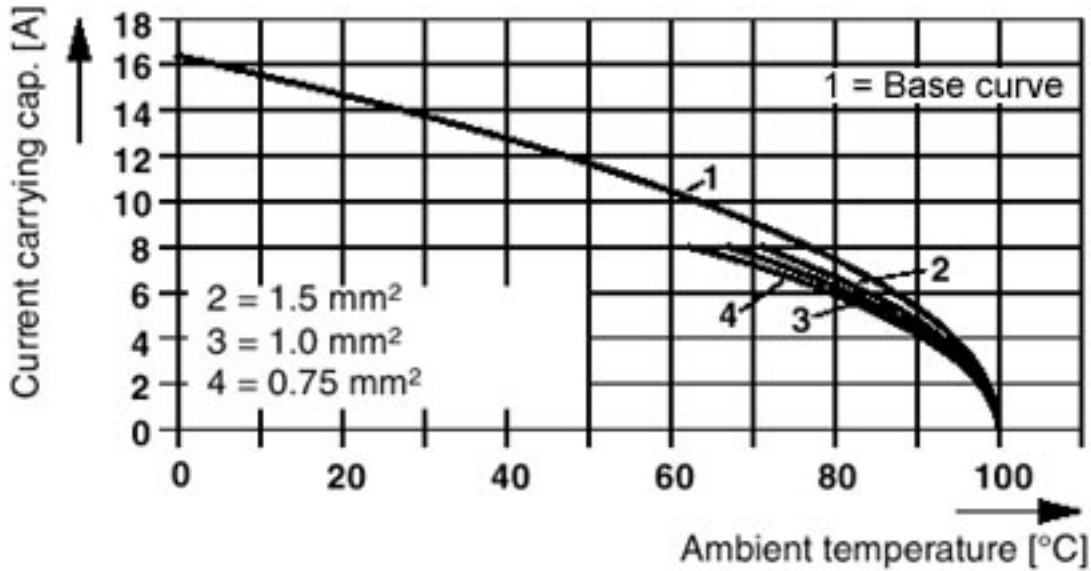
Diagram

Plug: MC 1,5/5-ST(F)-3,81(3,5)
Header: EMC 1,5/5-G(F)-3,81(3,5)



Diagram

Plug: MC 1,5/5-ST(F)-3,81(3,5)
Header: EMCV 1,5/5-G(F)-3,81(3,5)



Printed-circuit board connector - MC 1,5/ 5-STF-3,5 - 1847084

Diagram

Plug: MC 1,5/5-ST(F)-3,81
Header: SMC 1,5/5-G(F)-3,81

